

MADE IN NEW ZEALAND

Colour Chart for Aluminium Joinery



Winfred St, Gisborne | Fabricator - Venta Limited

COLOUR CHART

Omega Colour Range

The colours depicted in this colour brochure represent our standard range of powder coat colours available.

Disclaimer of Liability

The information contained in this document is for general informative purpose only. Due to the process of printing this document, these colours cannot be considered representative of the final product. Always confirm your colour choice with a production line prepared swatch for final colour approval. Whilst Omega Windows & Doors endeavours to keep the information contained in this document up-to-date & correct, we make no representation on warranties of any kind expressed or implied regarding the accuracy, reliability or completeness of the information in this document. Any reliance you place on such material is therefore strictly at your own risk.

*Dulux Alumi Shield™ Warranty details can be found at <https://duluxpowders.co.nz/information/alumi-shield-warranty/>

COLOUR CHART

Omega Powder Coating Capabilities

All OMEGA joinery is powder coated in New Plymouth at our state of the art surface finishing plant.

This allows us to have greater control over the finish of our joinery, meaning that every product we manufacture is to a high standard. Throughout the process of powder coating, we use top of the line equipment to apply a pre-treatment, then the powder application, before baking the products in to achieve the durable high quality finish you see in all OMEGA joinery.

Our powder coating process is continuously assessed to meet the requirements of recognised industry standards*. We are also a compliant Endurocolour® provider, an accreditation given by Powder Coating Quality Assurance (PQAS) supported by The Window & Glass Association New Zealand (WGANZ). This provides further assurance to our customers that all Omega products will have a lasting finish. To read more about Endurocolour®, visit www.wganz.nz/endurocolour

*AS3715 coating standard as outlined by WGANZ.





COLOUR CHART

Powder Coating Warranties

OMEGA offers Alumi Shield™ Warranties on our Powder Coated Joinery.

Currently, we offer:


- + **Duralloy +Plus** 15 year film integrity and 15 year colour
- + **Protecture** 15 year film integrity and 15 year colour

As a Dulux Prime accredited powder coater, we offer Alumi Shield™ Warranties on all joinery we powder coat using Dulux powder giving you confidence that your aluminium joinery is guaranteed for at least 15 years.


Dulux Powder Coatings are an ideal choice for the long term protection of architectural aluminium items for your next project, and provide assurance through the issue of Alumi Shield™ Warranties.

Visit duluxpowders.co.nz/information/alumi-shield-warranty/ for more information on Dulux Alumi Shield™ warranties.






20S1364M
APPLIANCE WHITE
MATT




20S1358M
ARCTIC WHITE
MATT




20S3240M
OFF WHITE
MATT



20S2249M
TITANIA
MATT



20S7830M
CANVAS CLOTH
MATT



20S3239M
DESERT SAND
MATT



20S2253M
BRONCO
MATT



Rowe Property Foster Lane
Fabricator - Venta Limited



Winfred St. Gisborne
Fabricator - Venta Limited

COLOUR CHART

White & Neutral Matt Finishes

Dulux's Duralloy +PLUS white and neutral matt finishes offer a range of sophisticated and subtle shades that enhance the clean and timeless appeal of any project.

These finishes emphasise purity and simplicity, making them perfect for modern, clean looks in various settings. Their common matt finish ensures a sleek, fingerprint-resistant appearance, ideal for high-traffic areas where maintaining a pristine look is crucial. These shades provide flexibility in matching the desired ambiance, whether in residential or commercial spaces.

COLOUR CHART

Grey & Dark Matt Finishes

Dulux's Duralloy +PLUS grey and dark matt finishes provide a variety of sophisticated tones that add depth and contrast to architectural projects.


These finishes offer a rich, elegant appearance while ensuring high performance. The shades range from lighter greys to deep, intense tones, allowing designers to create striking contrasts or harmonious blends. The matt finish helps minimize glare and reflections, contributing to a refined, understated elegance. This collection is particularly suitable for exterior facades, urban furniture, and other applications where a modern, durable finish is desired.




20S4382M
SCORIA
MATT



20S4194M
PIONEER RED
MATT



20S7829M
GHOST GREY
MATT



20S7828M
GULL GREY
MATT



20S7807M
SANDSTONE GREY
MATT



20S7809M
GREY FRIARS
MATT



20S9219M
CHARCOAL
MATT

20S7824M
GRAVEL
MATT

20S9218M
FLAX POD
MATT

20S9041M
BLACK
MATT

20S5392M
NEW DENIM BLUE
MATT

20S5403M
SLATE BLUE
MATT

20S6449M
LICHEN
MATT

20S6475M
MIST GREEN
MATT



20S6446M
KARAKA
MATT

20S8383M
IRONSAND
MATT

20S8393M
LIGNITE
MATT

20S8385M
ANOTEC MID BRONZE
MATT

COLOUR CHART

Natural & Earthy Matt Finishes

Dulux's Duralloy +PLUS natural and earthy matt finishes are inspired by natural landscapes, offering shades that blend seamlessly with organic surroundings.

These finishes provide a grounded, earthy aesthetic, perfect for both urban and rural settings. The colors evoke natural elements, enhancing the beauty of architectural projects. The matt surfaces reduce light reflection, making them ideal for creating serene and calming environments. These finishes are suitable for projects that require a blend of durability and natural aesthetics.

COLOUR CHART

Bronze & Dark Matt Finishes

Dulux's Duralloy +PLUS bronze and dark matt finishes offer luxurious and sophisticated options with deep, rich tones.

These finishes provide a strong visual impact with their dark and metallic tones, ideal for projects requiring a high-end, professional look. The matt finish enhances their aesthetic appeal by providing a subtle, non-glossy surface that is resistant to wear and tear. These coatings are perfect for high-traffic areas and external applications where long-lasting performance is essential.

21P1367M
WARM WHITE PEARL
KINETIC MATT

21P7831M
METRO SILVER PEARL
KINETIC MATT

21P7136M
PALLADIUM SILVER
KINETIC MATT

21P8394M
WINDOW BRONZE
KINETIC MATT

21P9221M
METRO COAL DUST
KINETIC MATT

21P8395M
METRO ELECTRIC COW
KINETIC MATT



COLOUR CHART

Kinetic Matt Finishes

Dulux's Duralloy +PLUS kinetic matt finishes provide dynamic, eye-catching effects with metallic and pearlescent properties.

These finishes combine the durability of matt finishes with the allure of metallic and pearlescent effects, ideal for creating striking visual effects. Their unique appearance changes subtly with different lighting conditions, adding depth and interest to any surface. These finishes are perfect for feature walls, accents, and modern architectural designs that require a dynamic and captivating look.

COLOUR CHART

Protecture Flat Finishes

Dulux's Protecture flat finishes are ideal for most residential homes, light commercial & interior projects.

Highly mar and scuff resistant textured finishes built to protect. These flat finishes provide a clean, sophisticated look suitable for both interior and exterior applications. They offer high durability and resistance to the elements, making them perfect for various projects. The flat surface minimises glare and reflections.

20T1274F
APPLIANCE WHITE
FLAT

20T2068F
TITANIA
FLAT

20T1342F
ARCTIC WHITE
FLAT

21T7852F
METRO SILVER PEARL
FLAT

20T7156F
SANDSTONE GREY
FLAT

20T9081F
CHARCOAL
FLAT

20T9225F
FLAX POD
FLAT

20T9215F
BLACK
FLAT

20T8406F
IRONSAND
FLAT

The Correct Product for Each Situation

Duralloy +PLUS



	Non-Habitable	Residential (≤4 levels)	Residential (≤3 levels)	Light Commercial (≤4 levels)	Commercial (>3 levels)	Prestigious Commercial	Monumental
Interior	+	+	+	+	+	+	+
Exterior	+	+		+			

Duralloy +PLUS is only suitable for coastal environments >10m from the high tide line and is NOT suitable in strongly acidic or caustic environments so the pH must be between 5 and 9. Please refer to the 'Environments close to liquids other than coastal, river and lake salt water environments' section for warranty implications in such environments.

Protecture



	Non-Habitable	Residential (≤4 levels)	Residential (≤3 levels)	Light Commercial (≤4 levels)	Commercial (>3 levels)	Prestigious Commercial	Monumental
Interior	+	+	+	+	+	+	+
Exterior	+	+		+			

Protecture is only suitable for coastal environments >10m from the high tide line and is NOT suitable in strongly acidic environments so the pH must be between 5 and 9. Please refer to the 'Interior and exterior environments close to liquids other than coastal, river and lake salt water environments' section for warranty implications in such environments.



Maintenance & Care

Washing Your Windows & Doors

We recommend regular washing of your aluminium windows & doors. Taking extra care of your products will ensure you will meet the warranty terms associated with the surface finish. In normal conditions, we recommend washing aluminium windows & doors every three months. If wind-blown residues are likely to settle on aluminium, for example, cement dust, sea salt near the coast, or agrichemicals – you will need to wash your windows more frequently.

What Cleaning Equipment Should You Use?

Never use emery paper, sandpaper, steel wool or other highly abrasive materials on any aluminium, nor acid or alkaline cleaners, or any chemical cleaners, as they can damage the anodised and powder-coated finish. Some commercial house cleaning products can damage aluminium and the finish. If a commercial house cleaner doesn't provide you with a written assurance that their cleaning products are safe for aluminium, do not use their cleaning services.

Cleaning Paint Splashes

When painting near your aluminium windows or doors, cover and protect them with a drop sheet. If the paint is accidentally applied onto the window or door, act quickly and remove paint splashes with a soft cloth soaked in water.

Be Careful With Sun-Screens

Not all sun-screens damage the powder-coated surface of joinery. However, varieties containing titanium dioxide (a UV absorbing compound) can leave permanent marks on a powder-coated surface. If you have recently applied sun-screen, please avoid touching joinery, or use gloves when touching or handling joinery. If sun-screen does get on the powder-coated surface, wash off immediately with warm, soapy water.

DISCLAIMER: Any advice, recommendation, information, assistance or service provided by Dulux Powder & Industrial Coatings in relation to goods manufactured by it or their use and application is given in good faith and is believed by Dulux Powder & Industrial Coatings to be appropriate and reliable. However, any advice, recommendation, information, assistance or service provided by Dulux Powder & Industrial Coatings is provided without liability or responsibility PROVIDED THAT the foregoing shall not exclude, limit, restrict or modify the right entitlements and remedies conferred upon any person or the liabilities imposed upon Dulux Powder & Industrial Coatings by any condition or warranty implied by applicable legislation, regulation or other Government ordinance voiding or prohibiting such exclusion, limitation or modification. ©2024



OMEGA
WINDOWS + DOORS
BY MCKECHNIE®

+ 0800 500 141
+ info@omegawindows.co.nz
+ www.omegawindows.co.nz